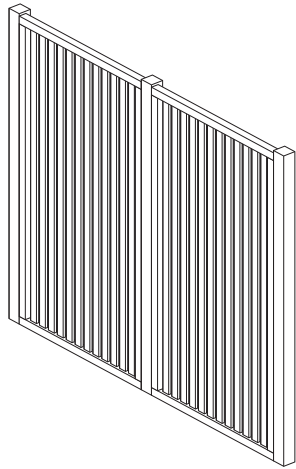


Garden Creations Panels & Posts

English SS41 I

Assembly Instructions



Biocidal Products Regulation EU 528/2012
Korasit® KS treated wood is a treated article that incorporated biocidal products: copper hydroxide carbonate, N,N-didecyl-N-methylpoly ammoniumpropionate. They protect wood against fungal decay, rot and insect attack. Keep away from food, drink and animal feeding stuffs. Avoid breathing dust when cutting treated wood.

Before assembly


- We recommend that time is taken to read the instructions before starting assembly, then follow the easy step by step guide. The instruction sheet is only a guide to the assembly. Certain items may not be shown to scale.
- Check all components prior to assembly
- **Fixings are NOT supplied with the panel and post kits.**
- **It is recommended that three screws of length 70mm minimum are use to secure a panel to a post.**
- Instructions show vertical slat panels for diagram purposes only. Horizontal panels are fixed in the same way.
- This product should be assembled by no less than two people
- Drill pilot hole for each screw if necessary



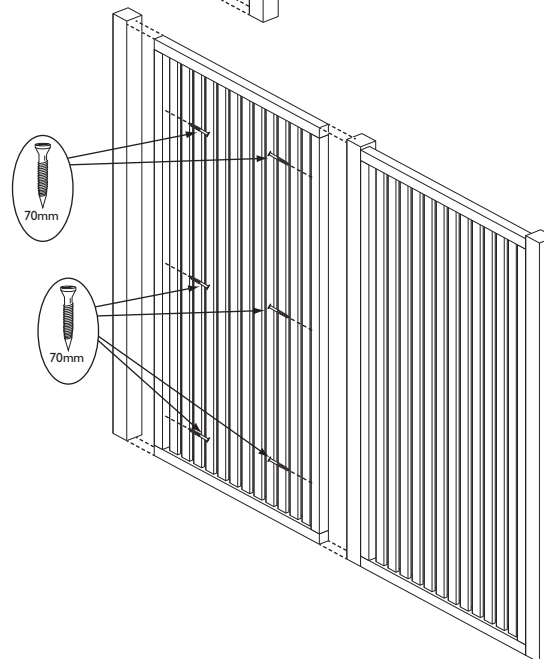
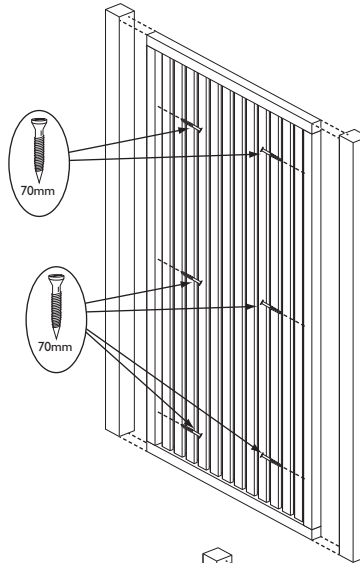
Recommended tools for assembly

- Power drill/screwdriver
- 3mm drill bit
- Crosshead screwdriver bit

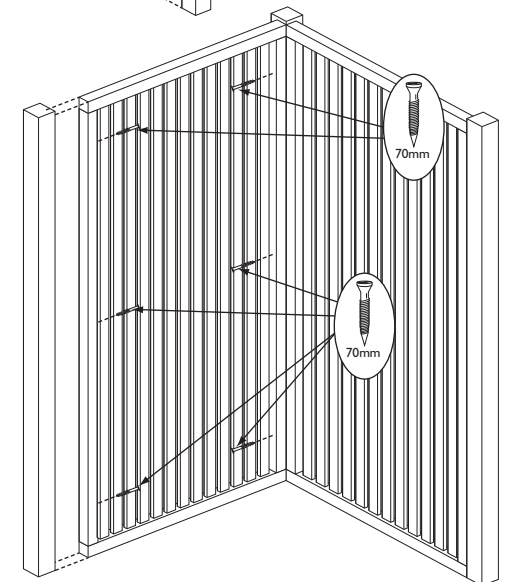
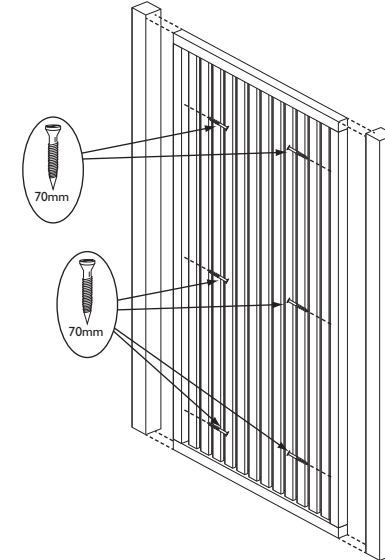
No.	Components	2 Pk	4pk
1	Panels	2	4
2	Posts	3	5



1. Straight lines



2. Corners



We constantly improve the quality of our products, occasionally the components may differ from the components shown and are only correct at time of printing. We reserve the right to change the specification of our products without prior notice.